

reBlanX

Instructions for use


1. Range of applications:

Indications:

- Refill milling discs

Special instructions:

- Only for processing as intended in the dental lab
- Patient contact with uncured material is contraindicated
- Product contains polymerizable monomers, which can cause skin sensitisation in sensitive patients
- In case of a known allergy to one or more components of the product, the product should not be used

		
<p>To ensure that you mill only the refilled material, it is recommendable to enlarge the cavity...</p>	<p>... or join two cavities.</p>	<p>Avoid milling through the frame</p>

2. Brief description (Disc-refilling):

<p>Mixing ratio powder / liquid:</p>	<p>10:5 – 10:6</p>
<p>Soak time approx.</p>	<p>30 s*</p>
<p>Pouring phase approx.</p>	<p>2 – 3 min*</p>
<p>Setting time before polymerization</p>	<p>≥ 5 min*</p>
<p>* The times specified relate to a material and room temperature of 23°C. Higher temperatures shorten and lower temperatures extend the specified times.</p>	

3. Material / Intended use:

Blank Refill acrylic, self-curing. 2-component acrylic resin system based on methyl methacrylate in powder and liquid form.

Classification according to DIN EN ISO 20795-1 Type 2 Group 1 and according to 93/42/EEC Class IIa.

4. Product properties:

- Excellent flowability
- Optimum mucosal tolerance thanks to low residual monomer content
- Homogeneous surface, very low plaque susceptibility
- Catalyst system without tertiary amines ensures absolute colour stability
- Cadmium-free
- Tested and certified biocompatibility

5. Instructions for use:

Processing in the disc-refilling technique

Mixing ratio 10:5 up to 10:6

Recommended mixing ratio for the pouring technique: 10 g powder with 5.5 g liquid. The powder and liquid can be freely dispensed, but the physical material properties can only be guaranteed if the components are weighed out.

Preparation:

Foil sealing method:

Fix the disc on an inert sheet or inert foil with pressure or a little bit of petroleum jelly (like Vaseline®) so that the liquid does not leak while processing.

Duplication method:

Produce a casting form from a complete disc with silicon or duplication gel which you can use a couple of times to hold the milled discs for refilling.

Processing:

Put the liquid in the mixing beaker and quickly sprinkle in the corresponding amount of powder. If dispensing freely, add as much powder as necessary to completely bind the liquid in the beaker. Then mix thoroughly for ca. 30 s using a wide spatula. Ensure there are no bubbles. After round about 30 s soak time and a further short gently stirring the dough is pourable for approx. 2 – 3 min.





Polymerisation:

Finally polymerise the refilled disc in a pressure-curing unit at a pressure of ≥ 2 bar and a water bath temperature of 55°C for approx. 30 minutes.

After finishing:

Store the disc in water until fitting. A 24-hour period of storage in water is basically recommended to achieve further reduction in the residual monomer content (1.9% according to DIN EN ISO 20795-1) and thus prevent any possible taste irritation.

6. Sample pictures:

	
<ul style="list-style-type: none">- Dispense a thin layer of petroleum jelly on the disc bottom	<ul style="list-style-type: none">- Place it with the layer on the foil
	
<ul style="list-style-type: none">- Pouring the material in the cavity (maybe with a slight excess of 0.5 mm).- <i>It's possible to stack a couple of discs after refilling – if the dough is a little bit tough</i>	<ul style="list-style-type: none">- After 5 – 7 min the dough is solid enough to put it in a pressure-curing unit (≥ 2 bar, 55°C 30 min)

7. Milling Recommendations:

For the warranty of the AcrylX material (only the refilled material in this case), you have to mill the refilled PMMA only. To avoid trouble see paragraph 1.

...

8. Storage and Safety Measures:

Do not use the material after the expiration date. Store at temperatures not exceeding 25°C [77°F]. Protect from sunlight. Close containers immediately after use. Keep away from heat/sparks/open flames/hot surfaces. No smoking. Dispose of contents/container in accordance with local disposal regulations.

Highly flammable liquid and vapour. Causes skin irritation. May cause an allergic skin reaction. May cause respiratory irritation. Avoid breathing dust/fume/gas/mist/vapours/spray. Wear protective gloves/protective clothing/eye protection/ face protection. IF ON SKIN: Wash with plenty of soap and water.

9. Presentation:

Colours according to R&D approval
Product container according to customer requirements